

# Hamilton Sewing News



## Spring-Like Weather is Sure to Arrive Soon!

with renewed energy and the motivation to move onto new, fun projects.

*We invite you to join us for an Exciting New Season of Sewing!*

### New Products:

Now in its sixth year, National Serger Month celebrates this unique, must-have machine and how easy a serger is to learn and how fun it is to use! Come in and check out the brand-new **ACCOLADE, ACCLAIM, VICTORY** and **CELEBRATE** sergers from **BABY LOCK**.

Sew a new story with the delightfully intuitive, uniquely capable **HUSQVARNA DESIGNER BRILLIANCE™ 80** sewing and embroidery machine. Especially designed for the imaginative sewer with big and bright ideas. The **JoyOS ADVISOR™** features provide interactive tutorials and animations offering expert advice on how to achieve stunning results every time using a variety of sewing techniques.

Experience quality, precision and a world of quilting possibilities. From baby quilts to king-size, the **Handi Quilter Amara** is the perfect fit for your style of quilting. The **HQ Amara** features 20 inches of throat as well as a variety of convenient tools including 7" Colour Touchscreen, Pinpoint Needle Laser, Easy-Set Tension™ and the exclusive QuiltMaster™ front handlebars and Stitch Regulation.

Visit us today for your personal demonstration.

### **Floor Models On Sale Now**

This is your opportunity to take advantage of fantastic savings. Full Manufactures Warranty Included.

### Featured Favorites:

**Tool – Finny Scissors** feature a durable frame with comfort cushioning that provides a perfect grip. The superior quality of the ice tempered stainless steel blades delivers consistent precision cuts, while the ergonomic design is ideal for both right and left handed use. An adjustable screw joint ensures lasting quality.

**Notion – Oh Sew! Organized Stash n Store**, by *Its Sew Emma*. The new Stash 'n Store is the perfect device to keep your sewing notions within arm's reach and ready to go! Easily store marking tools, scissors, stiletos, rulers, and more, in an easy-to-grab upright position. Available in 3 colours, collect them all for your sewing room, vanity and home office! Arriving this May

**Machine Accessory – The Versa Extendable Extension Table** offers 2 Way Versatility! Use the 16" x 13.5" base only for small spaces and small projects. Easily extend to 16" x 27" for bigger projects and spaces. Includes: 8 Legs, 2x Acrylic Leg Locks, and a Grid Glider. It's the table that's as versatile as you.

**Gift Certificates** - Perfect for Birthdays, Anniversaries or to just say Thank You.

### **Adoption Sale**

Adopt a "Previously Loved" Sewing, Quilting, Embroidery machine or Serger today for very special savings.

### Upcoming Events:

**Open House – April 3rd, 4th & 5th Register for Your Spring 2019 Classes & Receive**

10% off all Class Registration  
Save 15% when you register with a friend

Many inspirational classes to choose from.

### New Classes:

Our new class schedule is here and there is something for everyone! We have just the project for you to master a new technique or polish your sewing skills. We have been very busy designing classes that allow the sewer, quilter or embroiderer to

*Create ~ Dream ~ Be Inspired*

### STORE HOURS

Tuesday to Friday  
9:00am to 5:00pm  
Saturday  
10:00am to 4:00pm  
Sunday & Monday  
Closed

**Follow Us on Twitter @HamiltonSewing And Receive Advance Notice on NEW Products, SALES & Promotions !!**

Hamilton Sewing Machine  
1564 Main Street West Hamilton Ontario L8S 1E7

michele@hamiltonsewing.ca  
905 527 6794

# Hamilton Sewing Machine

April      May,      June,      July' 19

## *Michele's Sewing Classes*

### **KNOW YOUR EMBROIDERY MACHINE**

with Michele  
(3-4 Sessions)

Learn how to place, rotate, resize embroidery designs and more. Discover why certain stabilizers provide the best results on different fabrics. Classes are open to ALL embroidery machine owners.

**Free with machine purchase from Hamilton Sewing.**

To reserve your seat please pay for your kit when registering for the class.

Cost: \$125 (Instruction Incl.)

Kit Fee: \$25

Tuesday, Feb. 19, 26 & March 5

From 6:30pm to 8:30pm

Session 4

(Laser/Camera/Positioning Wizard)

Cost: \$35 (Instr. & Workbook Incl.)

Kit Fee: \$10

New Session Coming This Fall

### **DEMO DAY ELEGANT PORTFOLIO**

with Michele  
(1 Session)

This Elegant Embroidered Portfolio is created in 2 hoopings with some parts being digitized in software and some parts being created in the Baby Lock IQ Designer so you have the best of both worlds!! Then, using a sewing machine, the binding will be sewn on.

Cost: \$10

Kit Fee: TBA

Monday, May 27

From 2pm to 4pm

Or 6pm to 8pm

### **NATIONAL SERGER MONTH**

*~ Featuring Sip 'N Serge*

with Michele  
(1 Session)

As part of National Serger Month, we're hosting a Sip N Serge event where you'll make a handy microwave bowl cozy. Sign up for a fun social sewing event! We'll provide you with everything you need – including the serger, fabric, instructions and more.

Cost: \$10

(Incl. Inst. & Supplies)

Saturday, April 6

From 10am to 12pm

Or 2pm to 4pm

### **KNOW YOUR COMPUTER SEWING MACHINE**

with Michele  
(4-7 sessions)

Master your computer sewing machine as you discover its' amazing "ins and outs". Learn the fundamentals of computer sewing machines, its' many sewing techniques and programming capabilities. Classes are open to ALL computer sewing machine owners.

**Free with machine purchase from Hamilton Sewing.**

To reserve your seat please pay for your kit when registering for the class.

Session 1 - 4

Cost: \$140 (Instr. & Workbook Incl.)

Kit Fee: \$15

Tuesday, March 12, 19, 26 & April 2

From 6:30pm to 8:30pm

Wednesday, May 1, 8, 15 & 29

Session 5 & 6 (Programming)

Cost: \$35 (Instr. & Workbook Incl.)

Kit Fee: \$5

Tuesday, April 16 & 23

From 6:30pm to 8:30pm

New Session Coming This Fall

Session 7 (Directional Sewing)

Cost: \$35 (Instr. & Workbook Incl.)

Kit Fee: \$5

New Session Coming This Fall

### **OPEN HOUSE**

For the Month of April  
SAVE 10% on all Classes  
Save 15% with a Friend

### **DEMO DAY CLUTCH PURSE**

with Michele  
(1 Session)

Are you a Quilter and wondered about incorporating embroidery into your quilting or an Embroider wondering about quilting? Join me to discover how to combine Quilting with Embroidery. Have fun learning how these techniques will take your quilts to another level of creativity.

Cost: \$10

Kit Fee: TBA

Monday, July 15

From 2pm to 4pm

Or 6pm to 8pm

### **KNOW YOUR SERGER**

with Michele  
(3 sessions)

Enter the time-saving world of serging; from threading and stitch adjustments to rolled hems and more. Learn how to get the most out of your serger; including tips, techniques and shortcuts. Classes are open to ALL serger owners.

**Free with machine purchase from Hamilton Sewing.**

To reserve your seat please pay for your kit when registering for the class.

Cost: \$105

(Instr. & Workbook Incl.)

Kit Fee: \$15

New Session Coming This Fall

### **KNOW YOUR SERGER FEET**

with Michele  
(2 sessions)

Now that you have discovered the time-saving world of serging; it's time to master the accessory feet designed specifically for your serger. Classes open to ALL serger owners.

**Free with machine purchase from Hamilton Sewing.**

To reserve your seat please pay for your kit when registering for the class.

Cost: \$70

(Instr. & Workbook Incl.)

Kit Fee: \$10

New Session Coming This Fall

### **DEMO DAY LONGARM FANCY FABRIC**

with Michele  
(1 Session)

Your Longarm Machine can be used for more than quilting! You'll be amazed at how easy it is to add sparkle and fun to 2 layers of fabric and how quickly you can turn it into just about anything - from a jacket to a special occasion table topper or even elegant sheers for the home.

Cost: \$10

Kit Fee: TBA

Monday, June 24

From 2pm to 4pm

Or 6pm to 8pm

# Hamilton Sewing Machine

April May, June, July' 19

## *Michele's Sewing Classes*

### **TROPICAL ESCAPE**

with Dianne  
(1 Session)  
Come with Dianne on memories of Maui. All are welcome. This beginner class will teach the basics of creating landscape paintings with fabric and thread painting and embellishment. Learn how to use fabrics and threads to create a beautiful mini landscape inspired by Dianne's recent trip.  
Cost: \$50  
(Instruction Incl.—Supplies Extra)  
Friday, May 17  
From 10am to 4pm

### **HAPPY ADVENTURE SCENE**

with Dianne  
(1 Session)  
Come and join Dianne for more fun in discovering her secrets to building landscapes. We will use fabrics, threads and other textures to create a landscape wall hanging 18"x24" in size – or smaller if you prefer. We will use an inspiring picture from 'Happy Adventure' a small cove in NL. Please bring your creative spirit, Dianne will bring various textiles for embellishing (ie. wool, silk, organza) and we'll all share these techniques with each other.  
Cost: \$50  
(Instruction Incl.—Supplies Extra)  
Friday, July 12  
From 10am to 4pm

### **LET GO OF MY GECKO**

#### **An Exclusive Husqvarna Embroidery Event**

with Emily, Husqvarna Educator  
(A Half Day Event)  
This event features an In-the-Hoop project from the PREMIER+™ 2 Embroidery Software system. Designed to show just how easy and fun embroidery can be when using the DESIGNER EPIC™; the participants will want to go home and make more! This event is primarily embroidery focused.  
Cost: \$75  
(Includes Instruction & Supplies)  
Monday, July 8  
From 10am to 1pm

### **ROSE'S HUGE BAG**

with Sue  
(A Full Day Event)  
Lovely large bag that is easy to make and will carry awkward size supplies. Will easily hold 2 queen size quilts OR 6 beach towels and 6 bathing suits. Well balanced, easy to pack into a car and easy to carry.  
Cost: \$50  
(Instruction Incl. – Supplies & Kit extra)  
Monday, May 13  
From 10am to 4pm

**Save 15%**

On All Notions & Access  
At Class Meetings

### **STYLISH GREETING CARDS**

#### **An Exclusive Husqvarna Embroidery Event**

with Emily, Husqvarna Educator  
(A Half Day Event)  
DESIGNER EPIC™/EPIC™ 980Q - Personalized Stylish Greeting Cards  
So what is better than using decorative stitches, recycled materials, and your sewing machine to make cards and envelopes too? Make special one-of-a-kind Birthday, Holiday and Thank-You cards or Invitations using exclusive stitch techniques and built-in sewing fonts. Express yourself and create unique gifts that are replicate. This event is sewing focused.  
Cost: \$75  
(Includes Instruction & Supplies)  
Monday, July 8  
From 2pm to 5pm

### **HIBISCUS-Oh the Envy**

with Dianne  
(1 Session)  
Dianne will introduce you to the use of fabric, thread and multi-textures to create an inspirational and real-to-life hibiscus floral portrait. You will work with an inspiring picture from Dianne's trip to Hawaii where they have endless hibiscus hedges — Oh The Envy!  
Cost: \$50  
(Instruction Incl.—Supplies Extra)  
Friday, May 17  
From 10am to 4pm

### **RULER FOOT OF THE MONTH SAMPLER QUILT**

with Michele  
(1 Session per Month)  
Using the Westalee Ruler Foot and Templates you'll create a sampler quilt-as-you-go and free motion quilting with template techniques. This is a seven part series.  
Cost: \$25 per month  
(Incl. Inst.—Supplies extra)  
We Meet the 3rd Saturday of Each Month from 10am to 2pm

First Class Date: Saturday, May 18

### **LUNCH BOX EMBROIDERY EVENT**

with Angie Stevenson  
(2 Day Event)  
Trunk Show: Angie's style is engaging and fun and her whimsical designs are delightful and EASY! Spend Friday, May 24th evening exploring her original quilts up close.  
On Saturday, May 25<sup>th</sup> you will enjoy a full day working on a Lunch Box Quilts appliqué pattern of your choice. Learn the skills necessary to confidently stitch embroidery applique. From stabilizers to stitching, acquire all the tips and techniques to make your project a success.  
Trunk Show & Workshop Cost: \$199  
(Incl. Inst. & Lunch - Supplies Extra)  
Emb. Design Purchase Special 45% Off  
Trunk Show Only Cost: \$19.95  
Trunk Show Time: 7pm to 9pm  
Workshop Time: 10am to 4pm  
Location: Sandman Hotel, Oakville

### **FOOT OF THE MONTH QUILT 2**

with Michele  
(1 Session per Month)  
Embark on a wonderful journey in the quilting world! Our Foot of the Month quilt offers you lots of fun while you discover how to use your Circular Attachment and more. We will do a new block or two each month until it is finished, the 11th Month we will assemble your quilt.  
Cost: \$25 per month  
(Incl. Inst.—Supplies extra)

**Last Saturday of Every Month  
SKINNY BOLT SALE  
45% OFF bolts with less than 1.25 metre**

**APRIL SHOWER OF SAVINGS**

All Robinson Anton & YLI Embroidery Threads  
**Half Price**  
For the Entire Month of April  
All Cotton Blend Knits & Ribs NOW \$8.95/Metre  
(Reg. \$16.95 - \$24.95/m)



**May Flower Sale**

**SAVE 35% OFF**  
All 100% Cotton Floral Prints  
May 1st to 11th



**INVITING ALL SEWING BEES  
TO OUR SUMMER SALE**

Minimum 20% Off Everything Thursday, June 28th  
Minimum 15% Off Everything Friday, June 29th  
*You can Save Up To 60% Both Days*




CLASS REGISTRATION & STORE POLICIES


Class fees are required at the time of registration to guarantee your spot. Class space is limited, so register early. HST is not included in class prices listed.


If you must cancel, I respectfully request that you provide one week notice for a full refund. In the event that a class is cancelled, registrant will receive a full refund or may apply it to another class. Some classes will include materials while others will require project kits or supplies to be purchased in advance. Please ensure that you receive your supply list upon registration.

Hands-on classes require your machine to be in good working order. Bring your owner's manual

We are Your Local  
Authorized Dealer for





  
Designed by a Quilter, for Quilters®

Sales ~ Service ~ Education

and standard accessories to each class. On occasion some machines may not be suitable for a special technique; do not despair, you may use one of ours to complete the project.

"Brown Bag Lunch" seminars are full day events in which we ask you bring your own lunch. Hamilton Sewing Machine will provide beverages and desert. To begin on time you may wish to arrive 10 minutes early to allow time to set up your sewing station.

Quantities may be limited on select sale items. Visit store for details or email [michele@hamiltonsewing.ca](mailto:michele@hamiltonsewing.ca)

*Sincerely  
Michele*

Hamilton Sewing Machine  
1564 Main Street West Hamilton Ontario L8S 1E7

[michele@hamiltonsewing.ca](mailto:michele@hamiltonsewing.ca)  
905 527 6794